



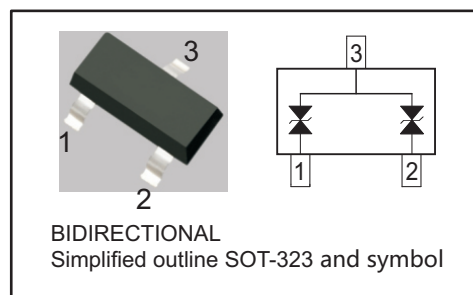
Bidirectional Transient Voltage Suppressor

FEATURES

- Low clamping voltage
- IEC61000-4-2 (ESD) $\pm 25\text{kV}$ (air), $\pm 15\text{kV}$ (contact)
- IEC61000-4-4(EFT) 40A (5/50ns)
- IEC61000-4-5(Lightning) 21A (8/20us)

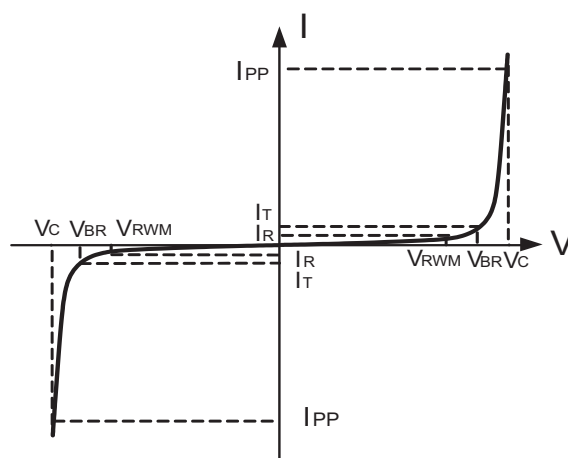
Applications

- Cell Phone Handsets and Accessories
- Microprocessor based equipment
- Personal Digital Assistants (PDA's)
- Notebooks, Desktops, and Servers
- Portable Instrumentation
- Networking and Telecom
- Peripherals



Electrical Parameters (T=25 °C)

Symbol	Parameter
I_{PP}	Reverse Peak Pulse Current
V_C	Clamping Voltage @ I_{PP}
V_{RWM}	Reverse Stand- Off Voltage
I_R	Reverse Leakage Current @ V_{RWM}
V_{BR}	Breakdown Voltage @ I_T
I_T	Test Current



Absolute Maximum Ratings And Characteristics (Ta = 25 °C)

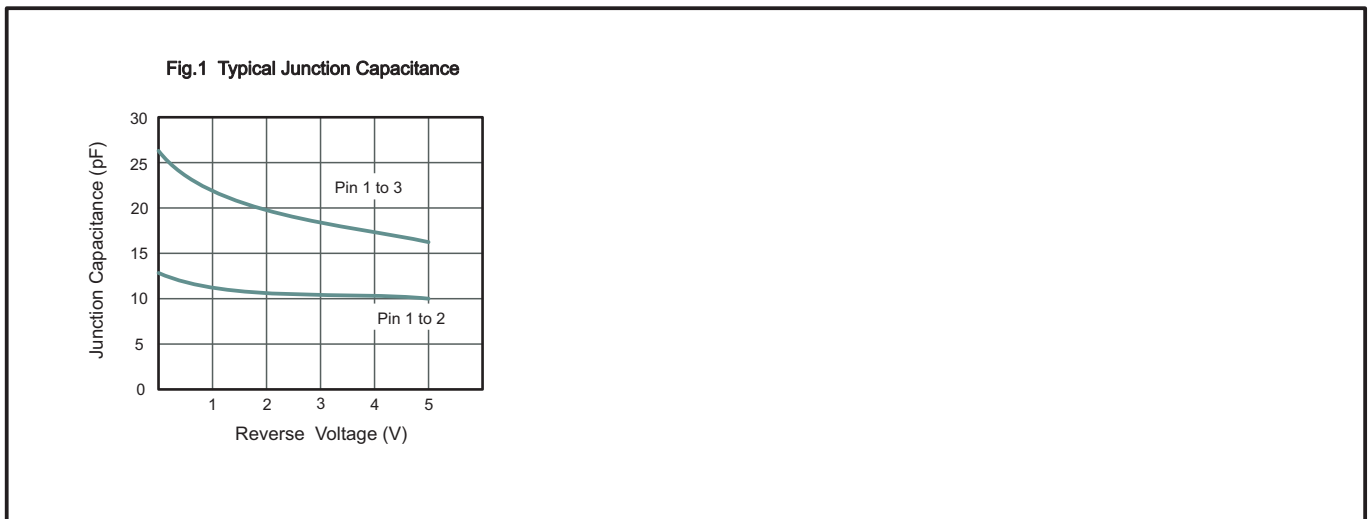
Parameter	Symbol	Value	Unit
Peak Pulse Power (8/20 μs)	P_{pk}	350	W
Peak Pulse Current	I_{pp}	12	A
ESD per IEC 61000-4-2 (Air) ESD per IEC 61000-4-2 (Contact)	V_{ESD}	± 25 ± 15	KV
Operating Temperature Range	T_J	-55 to +150	$^{\circ}\text{C}$
Storage Temperature Range	T_{stg}	-55 to +150	$^{\circ}\text{C}$



Characteristics at Ta = 25°C unless otherwise specified

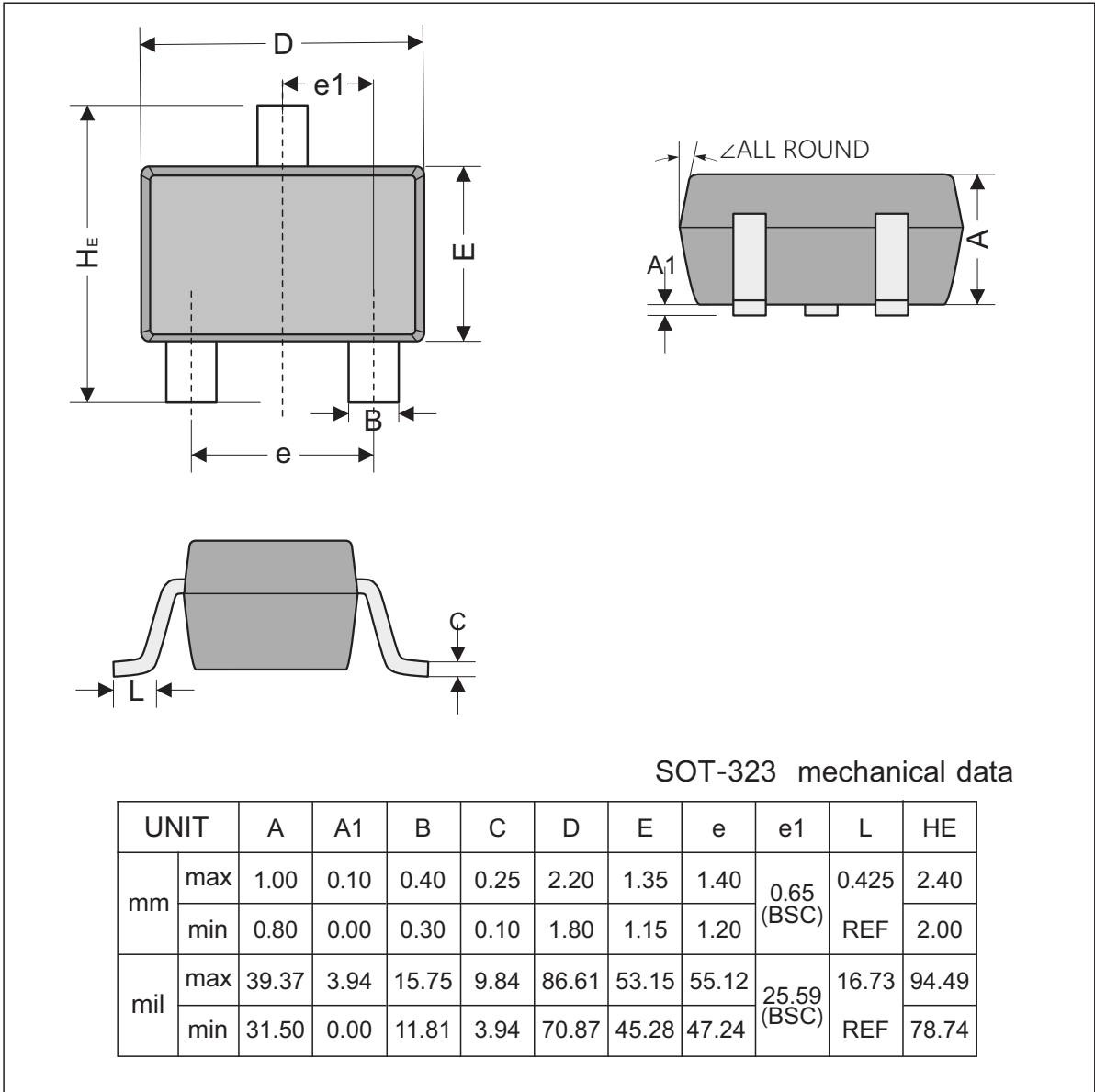
Parame	Symbol	Test Condition	Pin 1 to 3 and Pin 2 to 3			Units
			Min	Typ	Max	
Reverse Working Voltage	V_{RWM}				24	V
Reverse Breakdown Voltage	V_{BR}	$I_T = 1\text{mA}$	26.7			V
Reverse Leakage Current	I_R	$V_R = V_{RWM}$			1	μA
Junction Capacitance	C_J	$V_R = 0\text{V}, f = 1\text{MHz}$			30	pF
Clamping Voltage	V_C	$I_{PP} = 1\text{A}, t_p = 8/20\mu\text{s}$			43	V
		$I_{PP} = 6\text{A}, t_p = 8/20\mu\text{s}$			52	V

Typical Characteristics

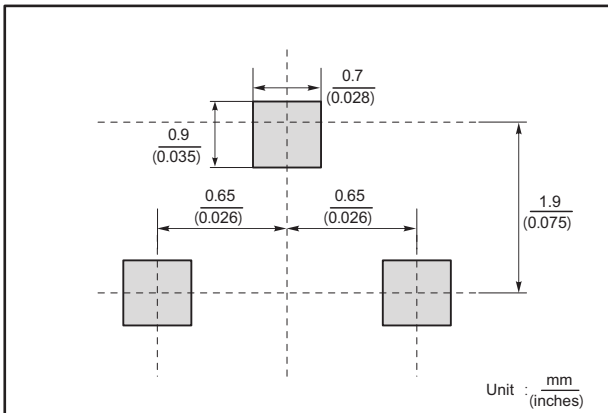




SOT-323 Package Outline Dimensions



The recommended mounting pad size



Marking

Type number	Marking code
ESDB24V0TS3	24P



Important Notice and Disclaimer

Jingdao Microelectronics reserves the right to make changes to this document and its products and specifications at any time without notice.

Customers should obtain and confirm the latest product information and specifications before final design, purchase or use.

Jingdao Microelectronics makes no warranty, representation or guarantee regarding the suitability of its products for any particular purpose, not does Jingdao Microelectronics assume any liability for application assistance or customer product design.

Jingdao Microelectronics does not warrant or accept any liability with products which are purchased or used for any unintended or unauthorized application.

No license is granted by implication or otherwise under any intellectual property rights of Jingdao Microelectronics.

Jingdao Microelectronics products are not authorized for use as critical components in life support devices or systems without express written approval of Jingdao Microelectronics.